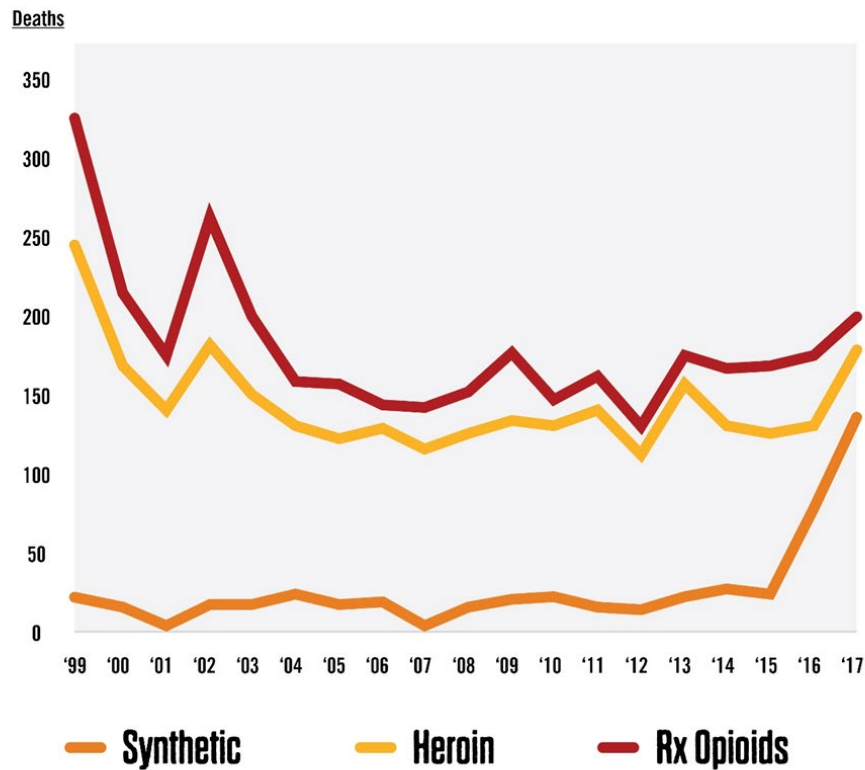


# Opioids in LA County

## Key Los Angeles County Statistics

- Accidental opioid-related poisoning deaths (2017): 488
- Prescription opioid overdose emergency department visits (2017): 547
- Prescription opioid overdose hospitalizations (2017): 445
- Opioid prescriptions (2017): 3.8 million

**Rate of opioid overdose deaths per 100,000 population by opioid type, LAC, 1999-2017**



Source: CDC Wonder



If you or someone you know has a substance use disorder, also known as addiction, we can help.

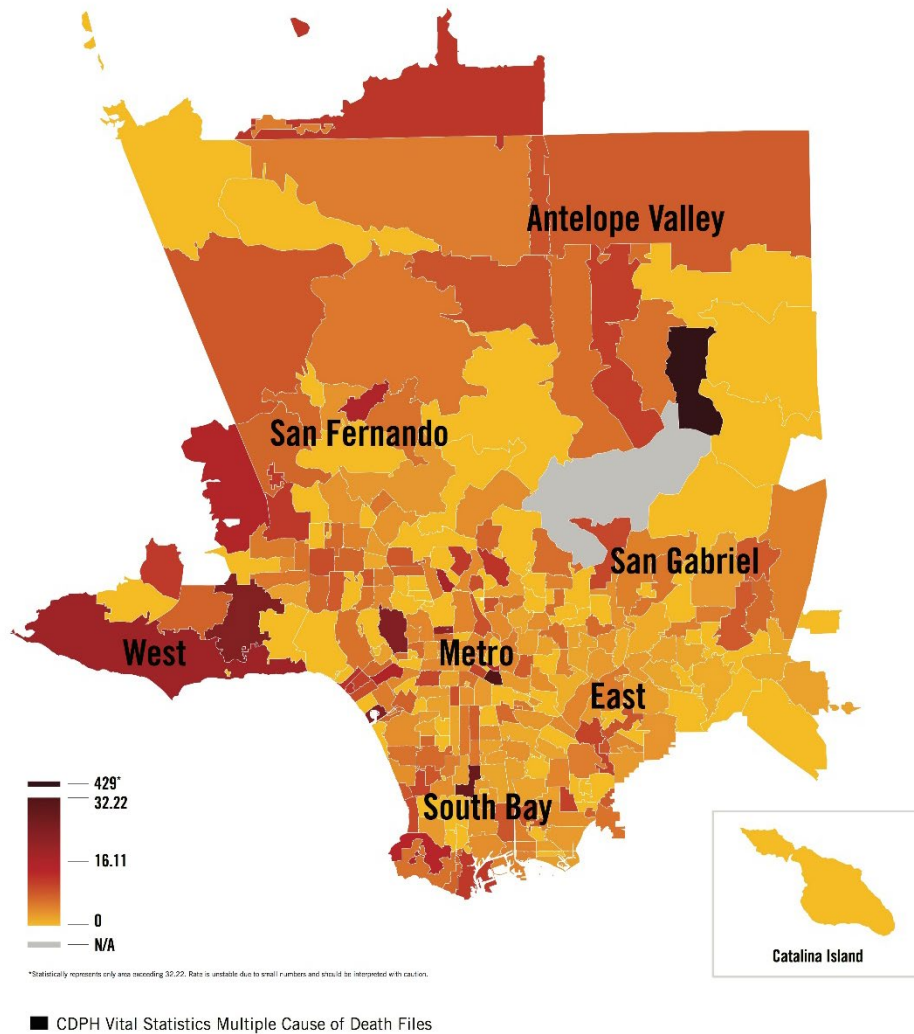
**Call anytime, toll-free.**



# Opioids in LA County

## Opioid-Related Deaths

Age-Adjusted Rate per 100,000 Residents by Zipcode  
Los Angeles County, 2017



Source: CDPH Vital Statistics



If you or someone you know has a substance use disorder, also known as addiction, we can help.

Call anytime, toll-free.

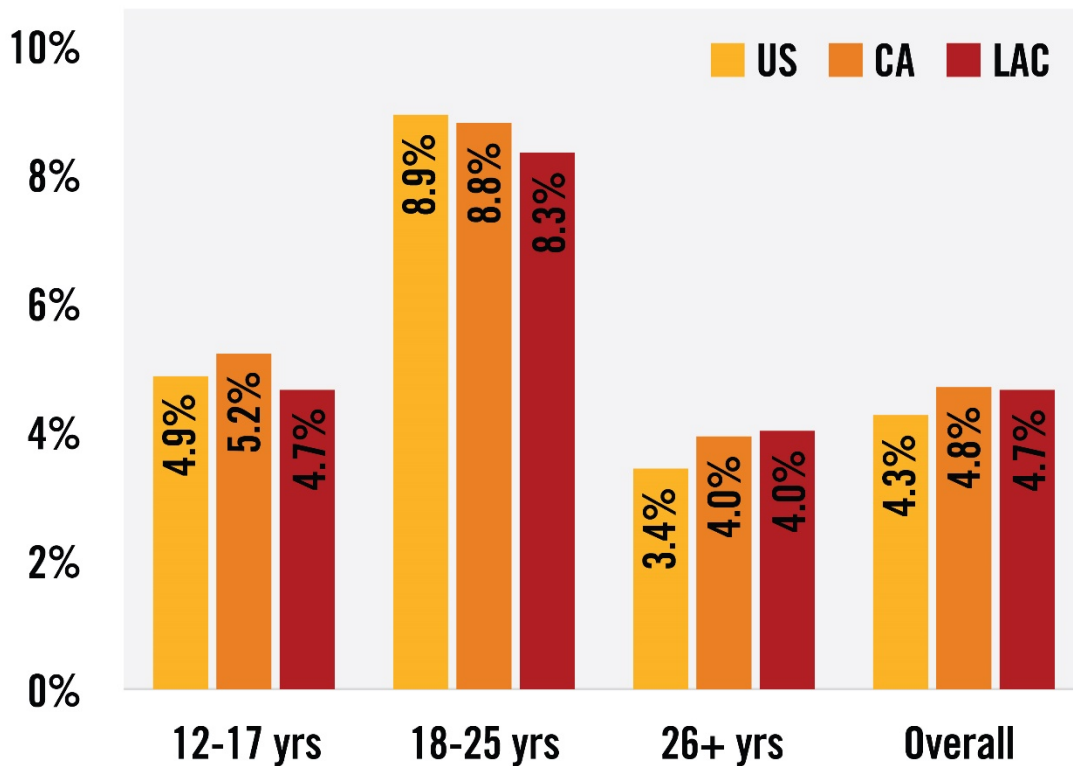
SUBSTANCE ABUSE SERVICE HELPLINE

24/7  
1.844.804.7500

Treatment Works and Recovery Is Possible

# Opioids in LA County

## Misuse/Abuse of Rx Opioids (pain medications) in the Past Year by Age, 2012-2014<sup>1</sup>



Source: SAMHSA



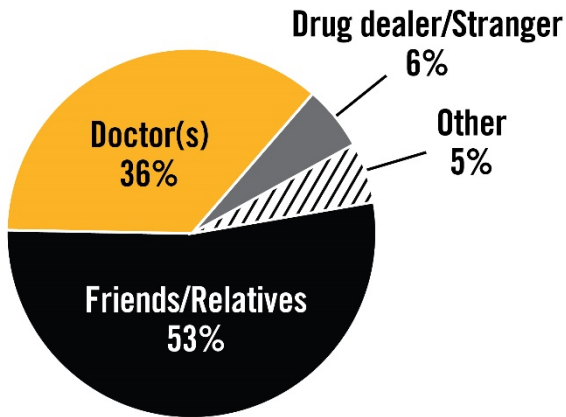
If you or someone you know has a substance use disorder, also known as addiction, we can help.

Call anytime, toll-free.

SUBSTANCE ABUSE SERVICE HELPLINE  
24/7  
**1.844.804.7500**

# Opioids in LA County

## Source of Rx Opioids Among Past Year Abusers/Misusers, 2017<sup>6</sup>



Source: SAMHSA

**4 out of 5** heroin users previously misused prescription opioids



Source: SAMHSA

**1 out of 5** illicit drug users started with prescription drugs.



Source: SAMHSA

More Information and statistics are available [here](#) and [here](#).

Updated June 2019



If you or someone you know has a substance use disorder, also known as addiction, we can help.

Call anytime, toll-free.



Treatment Works and Recovery Is Possible