



Communication Release

07/01/2026

No Authorization or Payment Blackouts for Fiscal Year 26-27

SAPC is happy to announce that Sage configuration for FY 26-27 is completed. Providers may continue to submit claims for FY25-26 and begin submitting claims for FY 26-27 today, Wednesday 7/1/2026 without a Claim Submission Blackout.

- **No Authorization Blackout during FY 26-27 Cut-Over:** Additionally, there is no authorization blackout. As such, providers are permitted to immediately submit authorizations for FY 26-27.
 - *Secondary Sage Users:* If you are a secondary Sage User, please ensure your EHR is updated with the new split authorization numbers for the FY 26-27 in preparation for billing for the new fiscal year. New authorization numbers for split authorizations are available for providers to access via Sage PCNX using the Authorization Request Status Report. Claims for FY 26-27 submitted with a FY 25-26 authorization number will be denied for “invalid authorization number” and denial code CO 284 M62.
- **Providers can continue to submit claims for FY 25-26:** Providers can and should continue to submit claims from FY 25-26 with service dates through June 30, 2026, for adjudication during the EOY cut-over period.
- **Providers will be able to submit claims for FY 26-27 without a Claim Submission Blackout.** There will not be a claiming blackout for FY 26-27 services. All services delivered from 7/1/2026 and beyond can be claimed without delay.

SAPC Patient Access System – Go Live on July 1, 2026

The [Patient Access System](#) is live as of Wednesday, July 1, 2026. Providers are required to notify all current SAPC clients of the Patient Access System and update the new Patient Acknowledgement form in PCNX. All current clients need to be informed of the Patient Access System by August 1, 2026. Providers are encouraged to review the resources provided by SAPC below.

SAPC Patient Access System Training on SAPC-LNC

The [SAPC Patient Access System Training](#) is available on the SAPC-LNC platform for providers. This training presents a general overview of the SAPC Patient Access System focusing primarily on the portal functionality and how the client information from Sage-PCNX displays in the Patient Access System.

Patient Acknowledgement Form on the SAPC Website & in LIVE

The updated paper [Patient Acknowledgement form](#), which now includes acknowledgement of discussion with clients of the Patient Access System, has also been posted to the SAPC website on the Orientation Videos page for downtime procedures. This updated form is also available in LIVE as of July 1, 2026.

SAPC Patient Access System Poster and Postcard PDFs on the SAPC Website

The Patient Access System Poster ([English](#) and [Spanish](#)) and [Postcard](#) PDF versions are available to providers on the SAPC website under the Beneficiary tab of the [Manuals, Bulletins, and Forms](#) page.

SAPC Patient Access System Client Resources on the SAPC Website

The [Member Information and Resources](#) page on the SAPC website now includes information for the Patient Access System. SAPC clients can access the Patient Access System directly from the SAPC website. Additional resources such as the Member Guide, FAQ and demo video are also available.

Extension for SAPC’s Release of Information (ROI) Forms Compliance






SAPC is extending the Release of Information (ROI) compliance dates to

- Primary Providers: August 1st, 2026
- Secondary Providers: September 1st, 2026

Based on provider feedback, SAPC extended the deadlines to help providers better prepare for the changes and update their internal workflows to ensure compliance. This extension will also allow providers to work with their existing clients to ensure acquisition of client signatures on the new releases prior to the required compliance deadline.

The paper versions of SAPC’s updated ROI forms are currently available in English and Spanish on the SAPC website under the Clinical tab on the [Manuals, Bulletins, and Forms](#) page. These new updated forms replaced the former In-Network and Out-of-Network ROI forms.

Electronic versions of SAPC’s updated ROI forms will be available in Sage-PCNX in July 2026. The following are **currently available in TRAIN** for provider familiarization.

	ROI for Payment and Operations	/ Avatar PM / Client Management / Disclosure Management
	ROI for Treatment and Care Coordination	/ Avatar PM / Client Management / Disclosure Management
	ROI for Legal Proceedings	/ Avatar PM / Client Management / Disclosure Management
	ROI for Treatment and Care Coordination Printout	/ Avatar PM / PM Reports
	ROI for Payment and Operations Printout	/ Avatar PM / PM Reports

Updated ROI Forms:

- **[SAPC Payment and Operations ROI](#)**: This form is required for all clients and is necessary for submitting claims to SAPC and third-party payors, including DHCS (Medi-Cal) and managed care plans. It authorizes the release of SUD information for billing and healthcare operations purposes including auditing, compliance, and administrative activities. A signed Payment and Operations ROI is required for claims submission to SAPC. Without this form, providers cannot bill for services rendered.
- **[SAPC Treatment and Care Coordination ROI](#)**: This form authorizes the sharing of SUD information for care coordination purposes. It supports communication within the SAPC provider network and with external entities such as primary care providers, managed care plans, and other partners, as well as client-directed requests for records. Updates to federal regulations allow for redisclosure of SUD information to HIPAA-covered entities for care coordination, which is reflected in this form.
- **[SAPC Legal Proceedings ROI](#)**: This form is required for disclosures related to civil, criminal, legislative, or administrative proceedings. It authorizes the release of SUD information specific to the legal matter identified on the form. This authorization is case-specific and may not be used for any other legal matter or disclosure purposes beyond what is explicitly documented.

The Supplemental Authorized Individuals/Entities for ROI form is also available on SAPC under the Clinical tab on the [Manuals, Bulletins, and Forms](#) page. The form is available in both English and Spanish and may be used to add additional entries for the SAPC Treatment and Care Coordination ROI and SAPC Legal Proceedings ROI.

Replacement Claim Assignment Form Issue

SAPC has identified an issue for Primary Sage Users related to the Replacement Claim Assignment (CMS-1500) form when users are attempting to add/edit/remove Third Party Adjudication data. When updates are made to the Third Party Adjudication data fields to enter/change Other Health Coverage (OHC) denial information, these changes are not being updated in Sage when the form is submitted. This issue only impacts Primary Sage Users; Secondary Sage users can continue to use replacement claims when updating OHC information on a denied service.

While SAPC works with Netsmart on this issue, we request that for Primary Sage Users only, a new original service is submitted instead of a replacement claim.

- **Add** OHC Information: In the new claim if the OHC adjudication information needs to be added it can be included on the original service.
- **Update/Edit** OHC Information: In the new claim if the OHC adjudication information was incorrect then it can be entered correctly.
- **Remove** OHC Information: In the new claim if the OHC information should not have been included then it can be omitted.

Submitting NDC Information for H0033 in 3.2-WM

To comply with Department of Health Care Services (DHCS) guidelines when billing H0033 for 3.2-WM, the National Drug Code (NDC) information must be provided for the Medication Assisted Treatment (MAT) medication that is being administered and observed. While agencies may administer non-MAT medications to clients while in 3.2-WM, DHCS only allows for H0033:U9 to be submitted with MAT medication NDCs.

The Fast Service Entry Submission form is now updated for Primary Sage users.

- New subsection added to Fast Service Detail: “NDC - H0033 3.2-WM ONLY”
- Adds the following fields to be used when billing H0033 with a 3.2 WM LOC.
 - **National Drug Code (837-2410-LIN-03)** – must contain the 11-digit NDC code found on the medication packaging and must appear on the MAT NDCs tab of the Rates Matrix.
 - **Quantity (837-2410-CTP-04)** – must be the quantity of the medication administered. For example, if the dose was 4 milligrams, enter “4” in the field.
 - **Unit or Basis of Measurement (837-2410-CTP-05)** – click the radio button for the measurement type associated with the medication quantity. For example, if the dose was 4 milligrams, click the “Milligram” radio button.

To ensure proper submission of NDC information for H0033 in 3.2-WM, Secondary Sage Users must include the following 837 loop and its segments as specified in the SAPC [837P Companion Guide](#)

1. LIN Segment – Drug Identification

- **LIN02** must contain the qualifier “N4” indicating National Drug Code
- **LIN03** must contain the 11-digit NDC with no hyphens or spaces

2. CTP Segment – Drug Quantity

- **CTP04** must include the quantity of the medication administered
 - This refers to the quantity of the medication administered. Refer to the medication packaging to determine the correct dosage amount.
- **CTP05** must include the unit of measure (e.g., ML, ME, UN, etc.)
 - This specifies the measurement type associated with the medication quantity (e.g., milliliters, milligrams, grams, units, or international units).
 - Allowable values are: F2 - International Unit, GR - Gram, ML - Milliliter, UN - Unit, or ME - Milligram

This requirement is effective on 07/1/2026 and applies for FY 25-26 and forward. FY 25-26 services already submitted do not need to be rebilled to SAPC with the NDC information. However, any new or replacement claims for FY25-26 on should include this information.

SAPC will be publishing a job aid titled “Submitting NDC Information for H0033 in 3.2-WM”. This resource will provide step by step guidance for both primary and secondary providers on how to correctly submit NDC information to meet DHCS billing requirements.

Sage Form Updates in LIVE

The following forms have been updated in the LIVE environment for use effective 7/1/2026.

Form Name	Update
Progress Note	<ul style="list-style-type: none">• Service Type and Procedure Code fields updated to include LPHACOD and Caregiver codes and end date H2010N for Naloxone.• H2010N was also removed from the “Check all applicable services delivered as part of treatment” field.
Provider Site Admission	<ul style="list-style-type: none">• Language Assistance Services question was added.• Admission Time field was added for the Sobering level of care ONLY.
Discharge and Transfer Form	<ul style="list-style-type: none">• Naloxone related questions removed.• Discharge Time field was added for the Sobering level of care ONLY.
Problem List/Treatment Plan	<ul style="list-style-type: none">• Removed language related fields.
Cal-OMS Discharge	<ul style="list-style-type: none">• New value added for question “1.9 What other services was the client referred to?”<ul style="list-style-type: none">○ Syringe Service Program (SSP)/Engagement and Overdose Prevention Hub (EOP)/Other Harm Reduction Provider
Patient Acknowledgement	<ul style="list-style-type: none">• Renamed from “Patient Handbook and Orientation Video Acknowledgement.”• Includes new fields for acknowledgement of SAPC’s Patient Access System.
Fast Service Entry Submission	<ul style="list-style-type: none">• New subsection added to Fast Service Detail: “NDC - H0033 3.2-WM ONLY”• Adds the following fields to be used when billing H0033 with a 3.2 WM LOC.<ul style="list-style-type: none">○ National Drug Code (837-2410-LIN-03)○ Quantity (837-2410-CTP-04)○ Unit or Basis of Measurement (837-2410-CTP-05)
