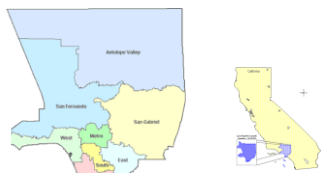


Preconception Health in Los Angeles County



Diana E. Ramos, MD, MPH
 Director, Reproductive Health
 Los Angeles County Public Health



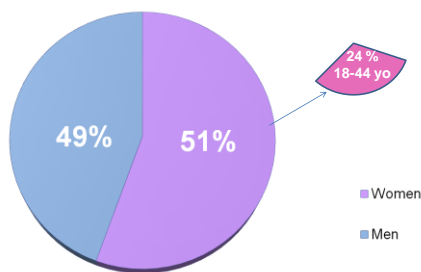
Preconception Health in Los Angeles County

- Background
- Health Access
- Health Behaviors
- Chronic Health Conditions
- What can we do?



2008 Los Angeles County Population

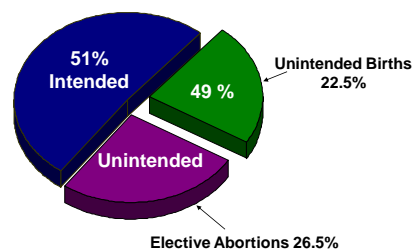
Total Population: 9,862,049



US Census Bureau updated 2-2010; LACHS 2010 report



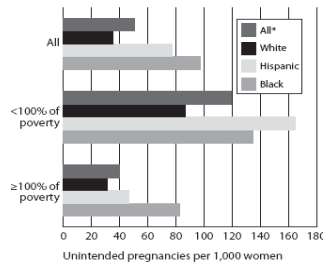
Half of All US Births Are Unintended



Henshaw, Disparities in Rates of Unintended Pregnancy in the United States, 1994 and 2001, Perspectives on Sexual and Reproductive Health, 2006, 38(2):80-86.



Unintended Pregnancy Rate, by Race and Ethnicity and Income

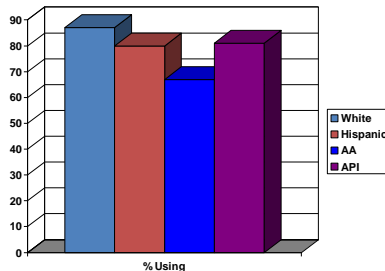


*Excludes women who are not white, Hispanic or black.

Henshaw, Disparities in Rates of Unintended Pregnancy in the United States, 1994 and 2001, Perspectives on Sexual and Reproductive Health, 2006, 38(2):80-86.



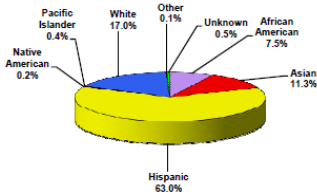
Women Reporting Using Birth Control During Last Intercourse



LAMB 2007

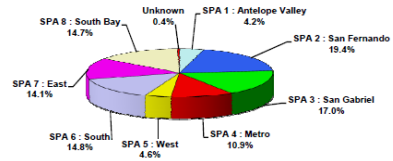


Los Angeles County, 2004 Percent of Total Live Births by Mother's Race/Ethnicity



California Department of Public Health, Center for Health Statistics, OHIR Vital Statistics Section, 2003-2007.

Percent of Total Live Births by Service Planning Area (SPA) Los Angeles County, 2007



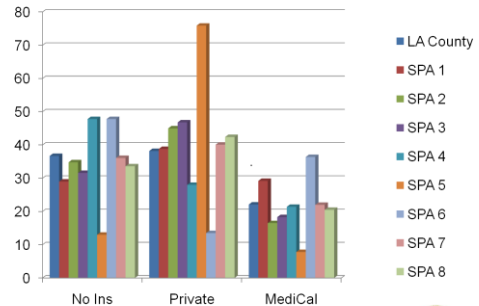
California Department of Public Health, Center for Health Statistics, OHIR Vital Statistics Section, 2003-2007.

Preconception Health in Los Angeles County

- Background
- Health Access
- Health Behaviors
- Chronic Health Conditions
- What can we do?



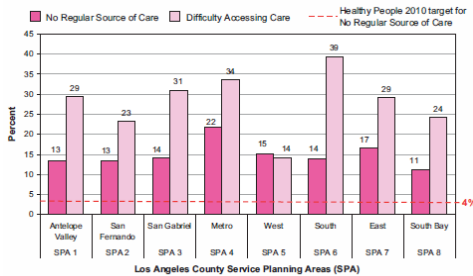
Access to Healthcare Before Pregnancy



LAMB 2005



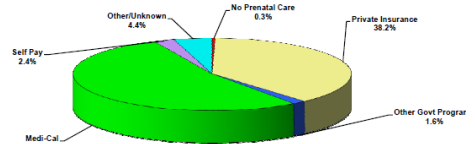
Women in LA County with No Regular Source of Care and Difficulty Accessing Care by SPA 2007



Health Indicators for Women in Los Angeles County 2010



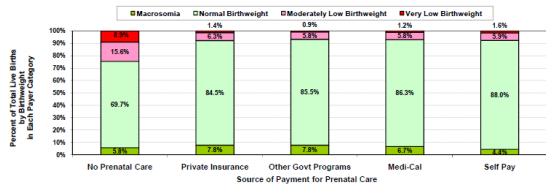
Percent of Total Live Births by Source of Payment for Prenatal Care Los Angeles County, 2007



California Department of Public Health, Center for Health Statistics, OHIR Vital Statistics Section, 2003-2007.



Percent of Total Live Births by Birthweight and Source of Payment for Prenatal Care Los Angeles County, 2007



California Department of Public Health, Center for Health Statistics, OHIR Vital Statistics Section, 2003-2007.

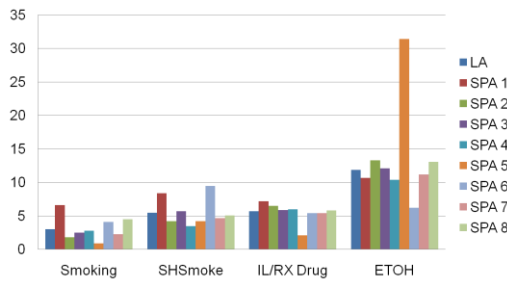


Preconception Health in Los Angeles County

- Background
- Health Access
- Health Behaviors
- Chronic Health Conditions
- What can we do?



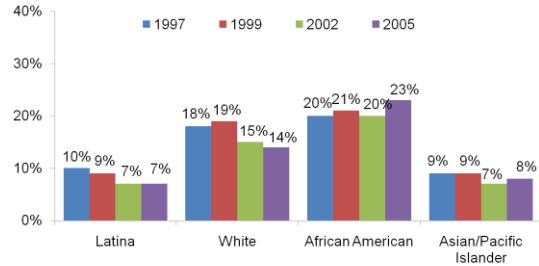
Risk Behaviors During Pregnancy



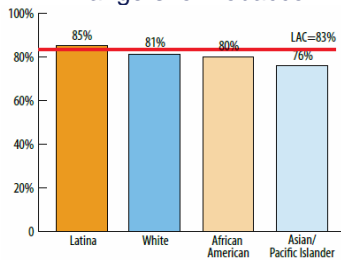
LAMB 2005



Percent of Female Cigarette Smokers by Race/Ethnicity, 1997-2005



Pre-pregnancy Information Received on the Dangers of Tobacco

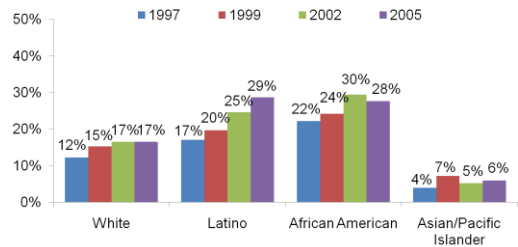


† Data on preconception health knowledge pertain to 1,707 biological mothers of children 0-5, interviewed in the 2007 LACHS child survey

LA Health, Healthy Women, Healthy Children, Preconception Health in LA County 2010



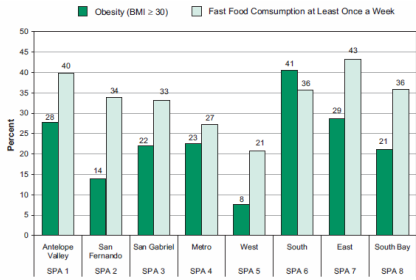
Prevalence of Obesity Among Adults (≥18 years old) by Race/Ethnicity, Los Angeles County, 1997-2005



Key Indicators of health by SPA 2009



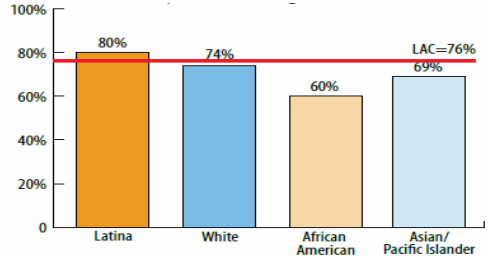
Obesity and Fast Food Consumption Among Women in Los Angeles County by Service Planning Area, 2007



Health Indicators for Women in Los Angeles County 2010



Percent of Biological Mothers who Reported Receiving Information on Healthy Weight for Pregnancy Before Becoming Pregnant

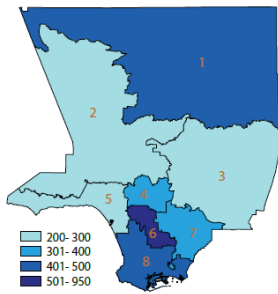


‡ Data on preconception health knowledge pertain to 1,707 biological mothers of children 0-5, interviewed in the 2007 LACHS child survey

LA Health, Healthy Women, Healthy Children, Preconception Health in LA County 2010



Incidence of Chlamydia (per 100,100) Population by SPA



Key Indicators of Health by SPA 2009

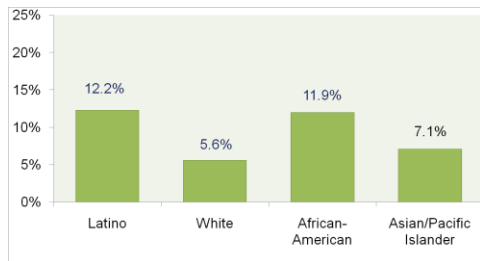


Preconception Health in Los Angeles County

- Background
- Health Access
- Health Behaviors
- **Chronic Health Conditions**
- What can we do?



Prevalence† of Diabetes Among Adults in Los Angeles County, by Race/Ethnicity, 2005

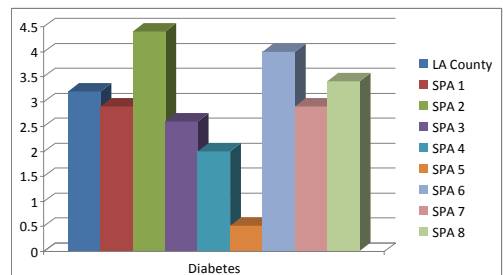


† Age-adjusted to 2000 US population

Key Indicators of health by SPA 2009



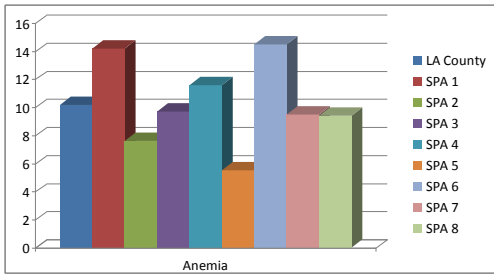
Maternal Health Conditions Before Pregnancy



LAMB 2005



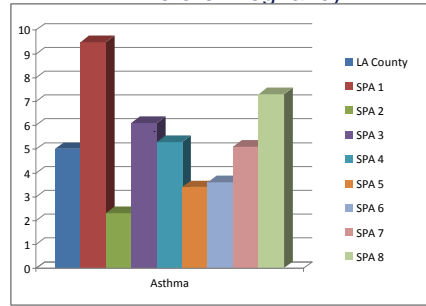
Maternal Health Conditions Before Pregnancy



LAMB 2005



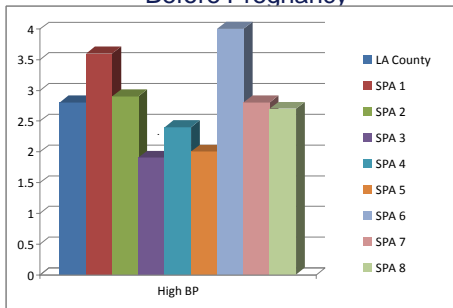
Maternal Health Conditions Before Pregnancy



LAMB 2005



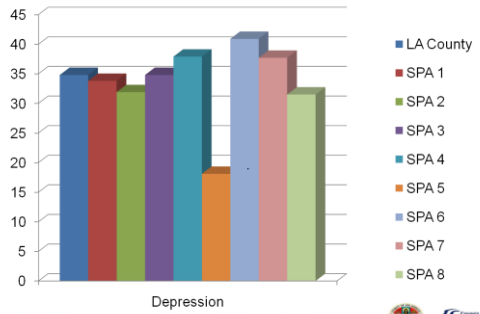
Maternal Health Conditions Before Pregnancy



LAMB 2005



Maternal Health Conditions Before Pregnancy

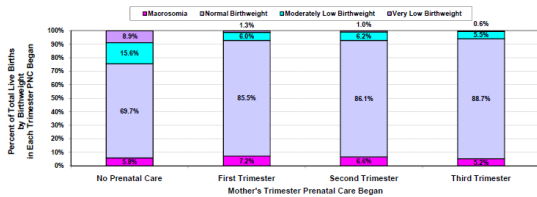


LAMB 2005



Percent of Total Live Births by Birthweight and by Mother's Trimester Prenatal Care Began

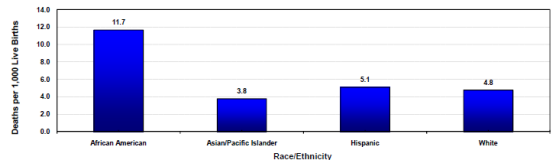
Macrosomia Normal Birthweight Moderately Low Birthweight Very Low Birthweight Los Angeles County, 2007



California Department of Public Health, Center for Health Statistics, OHIR Vital Statistics Section, 2003-2007

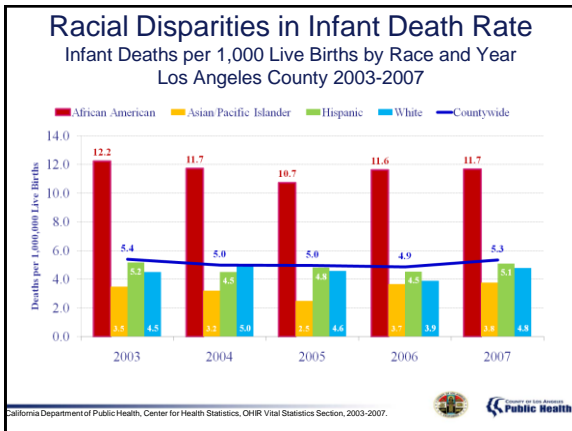
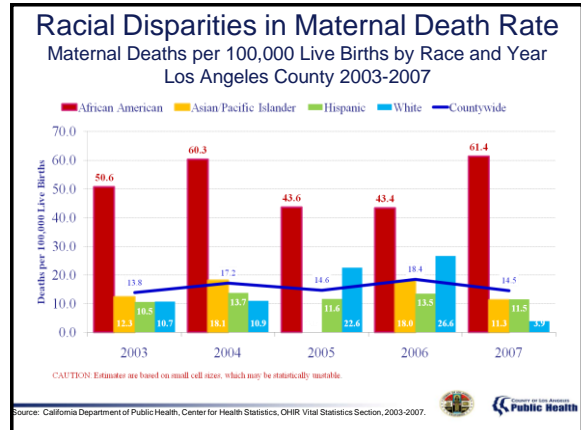
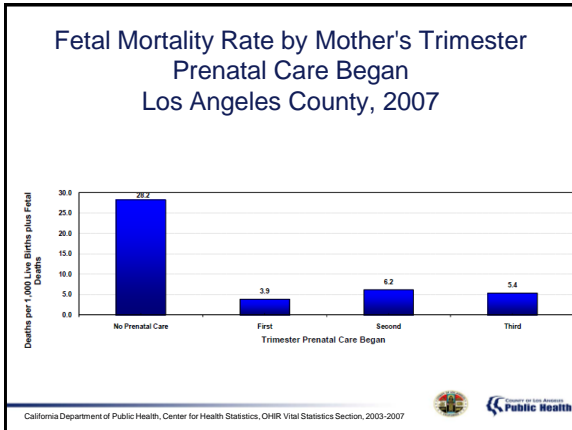


Infant Mortality Rate by Race/Ethnicity Los Angeles County, 2007



California Department of Public Health, Center for Health Statistics, OHIR Vital Statistics Section, 2003-2007





- ### Preconception Health in Los Angeles County
- Background
 - Health Access
 - Health Behaviors
 - Chronic Health Conditions
 - What can we do?
- California Department of Public Health

Los Angeles County Preconception Health Collaborative

California Family Health Council 

LA Best Babies Network 

LA County Department of Public Health 

March of Dimes 

PHFE – WIC Program 

Perinatal Advisory Council – Leadership, Advocacy, and Consultation 

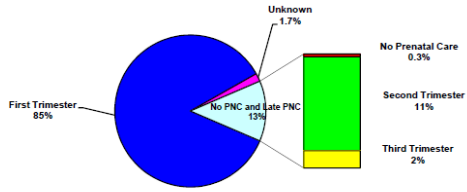
California Department of Public Health

Los Angeles Preconception Health Collaborative Activities

- Speakers' Bureau 
- Preconception Health Data Brief
- Integration with family planning clinics
- Interconception care - case management
- Reproductive Life Plan Toolkit 
- Community engagement

California Department of Public Health

Percent of Total Live Births by Mother's Trimester Prenatal Care Began
Los Angeles County, 2007



Prevalence of Breastfeeding Initiation by Child Race/Ethnicity, 1994-2005

