

DHSP-Funded Biomedical Prevention Services Enrollment September 30, 2016 - September 29, 2018

Since August of 2016, DHSP funded ten agencies to enhance biomedical HIV prevention services for uninsured and underinsured Los Angeles County Residents. The following dashboards provide enrollment data for clients newly enrolled in biomedical prevention services during under the contract (September 30, 2016 through September 29, 2018) by treatment (PEP or PrEP), agency, HIV risk group, and demographic categories.

Note: These data only reflect clients receiving biomedical prevention services under each agency's contract with DHSP. For example, the dashboards exclude clients who are not new to PrEP and/or PEP during the contract period. Furthermore, the data are not reflective of all persons taking PrEP or PEP in Los Angeles County.

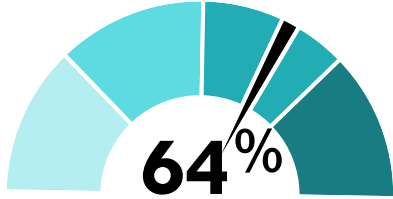
Number of Clients Contracted to Serve, Screened and Newly Enrolled in DHSP-Funded PrEP Biomedical Prevention Services



CENTERS OF EXCELLENCE PrEP ENROLLMENT AND RETENTION

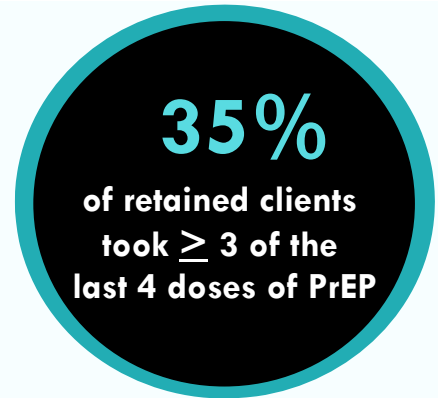
Clients newly enrolled in PrEP services between September 29, 2016 - September 29, 2018

Proportion of Enrollment Goal Achieved

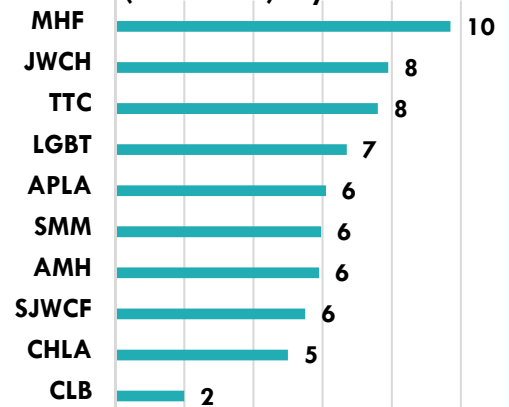


3021 Clients Initiated PrEP

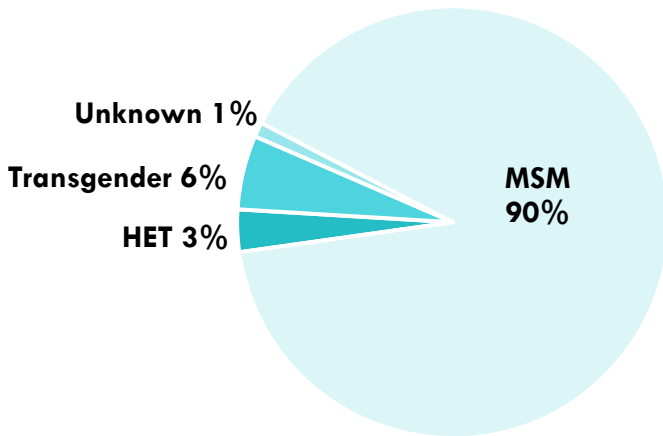
45% of clients were retained for ≥ 3 months in PrEP services at a COE.



PrEP Retention Average Length (in months) by Clinic



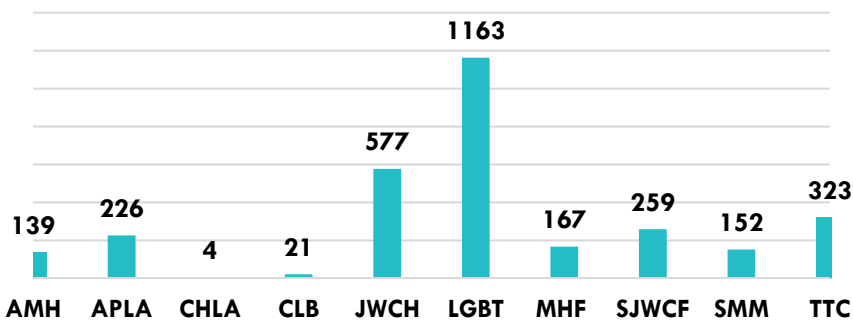
Proportion of PrEP Clients by HIV Risk Group



Percentage of Clients from Priority Groups

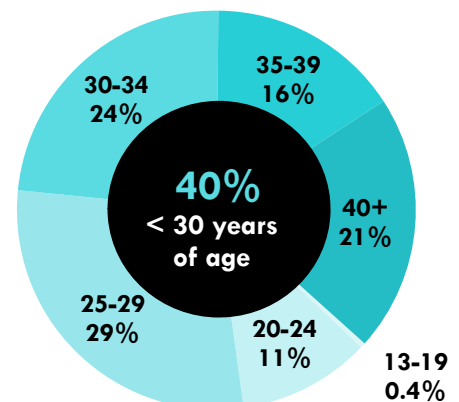
- ★ 38% Latino MSM
- ★ 9% Black MSM
- ★ 6% Transgender Persons
- ★ 0.4% Black Cis Women

Number of PrEP Clients Enrolled by Clinic



AMH=AltaMed; APLA=APLA; CHLA=Children's Hospital LA; CLB=City of Long Beach; JWCH=John Wesley Health Center; LGBTC; LA LGBT Center; MHF=Men's Health Foundation; STWCF=St. Johns Well Child and Family Center; SMM=St. Mary's Medical Center; TTC=Tarzana Treatment Center

Percentage of PrEP Clients by Age Group (in years)

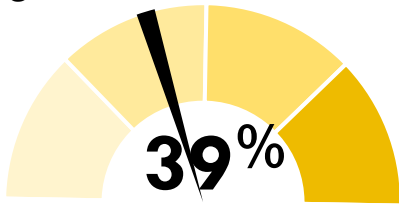


*Includes all clients newly enrolled in PrEP Services at a PrEP Center of Excellence

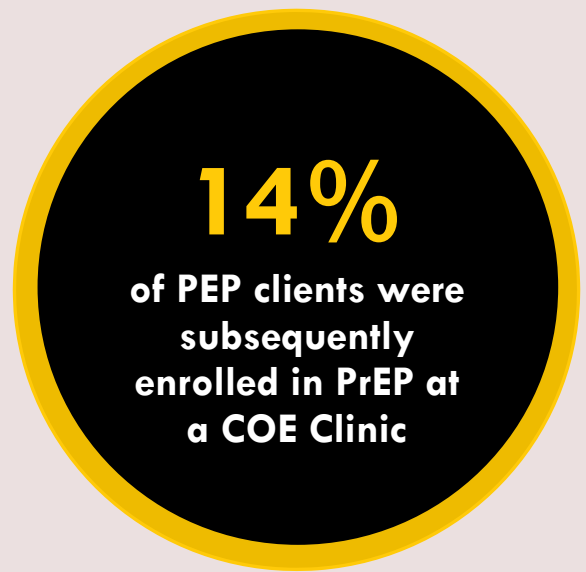
CENTERS OF EXCELLENCE PEP ENROLLMENT

Clients newly enrolled in PEP services between September 29, 2016 - September 29, 2018

Percentage of Enrollment Goal Achieved

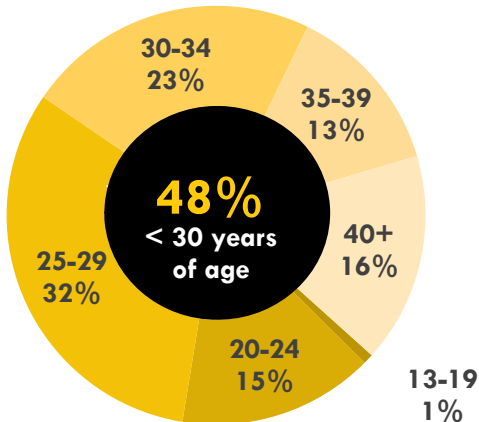


1270 Clients Initiated PEP

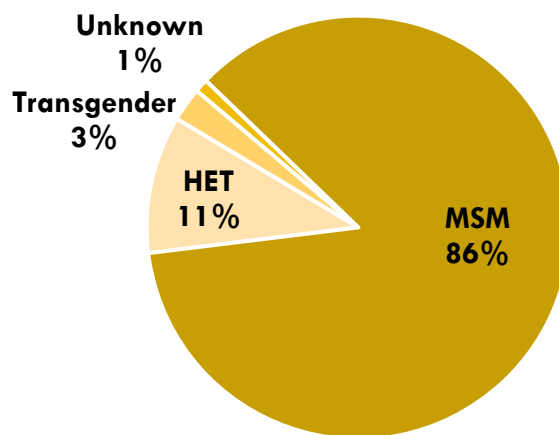


8% Initiated PEP ≥ 2 times in a COE

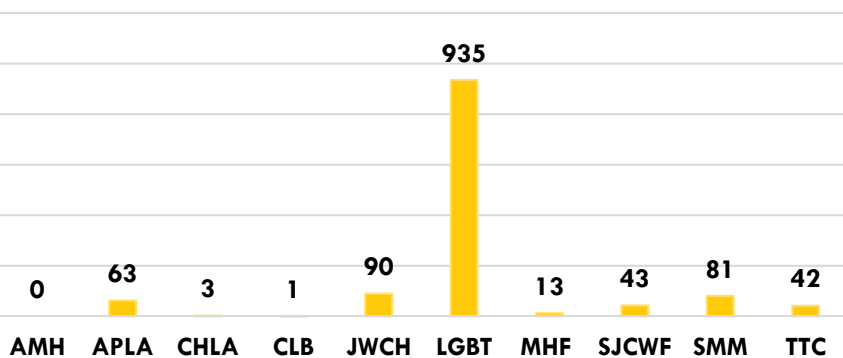
Percentage of PrEP Clients by Age Group (in years)



Proportion of PEP Clients by Risk Group



Number of PEP Clients Enrolled by Clinic



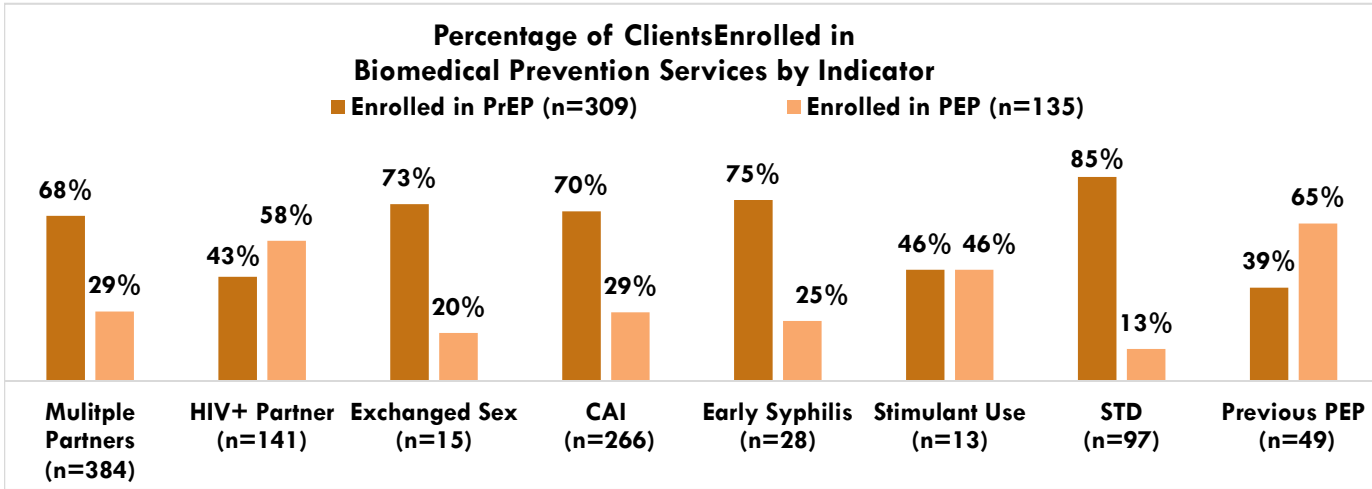
Percentage of Clients from Priority Groups

- ★ 35% Latino MSM
- ★ 9% Black MSM
- ★ 3% Transgender Persons
- ★ 2% Black Cis Women

AMH=AltaMed; APLA=APLA; CHLA=Children's Hospital LA; CLB=City of Long Beach; JWCH=John Wesley Health Center; LGBT=LA LGBT Center; MHF=Men's Health Foundation; STWCF=St. Johns Well Child and Family Center; SMM=St. Mary's Medical Center; TTC=Tarzana Treatment Center

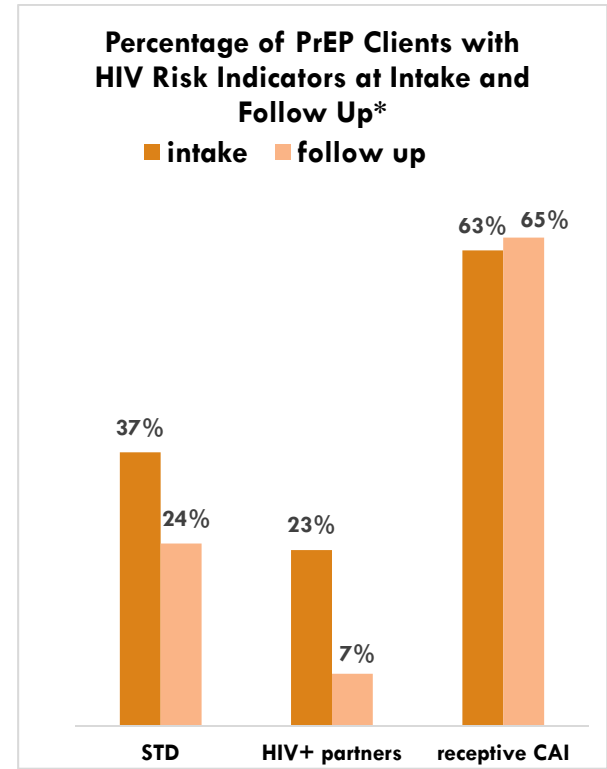
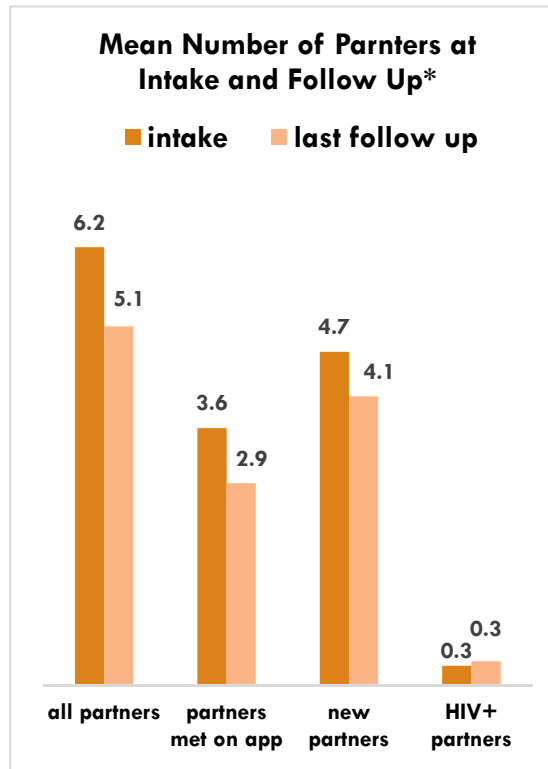
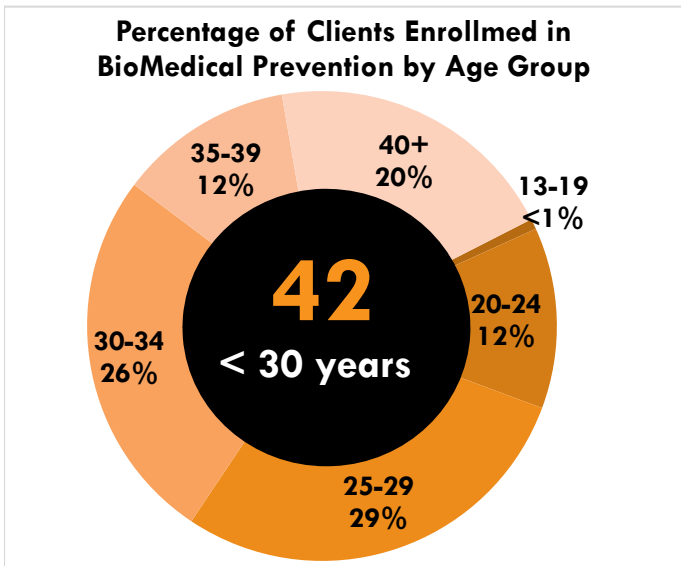
*Includes all clients newly enrolled in PEP Services at a PrEP Center of Excellence

Biomedical Prevention Enrollment and Follow Up Black MSM Centers of Excellence September 29, 2016 - September 29, 2018



93%

of black MSM screened were enrolled in biomedical prevention services

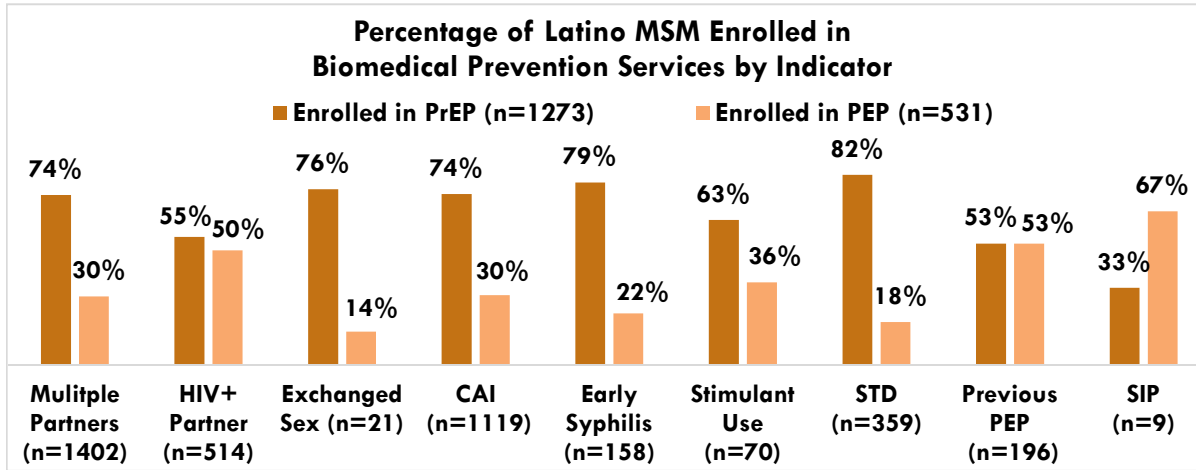


37%

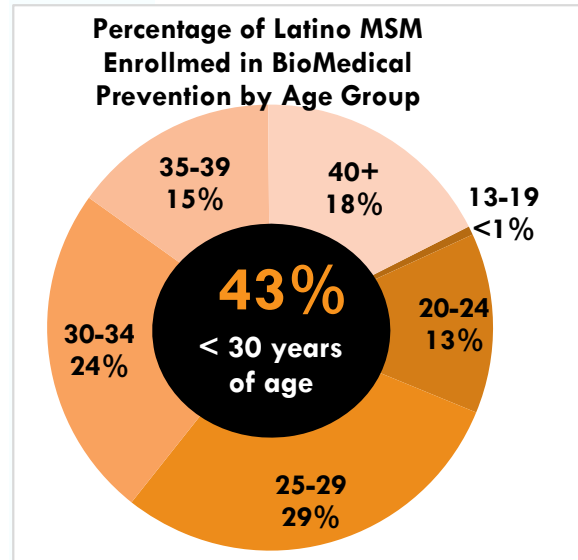
of black MSM on PrEP were retained for ≥ 3 months at a COE.

*Restricted to 115 PrEP clients followed for ≥ 3 months

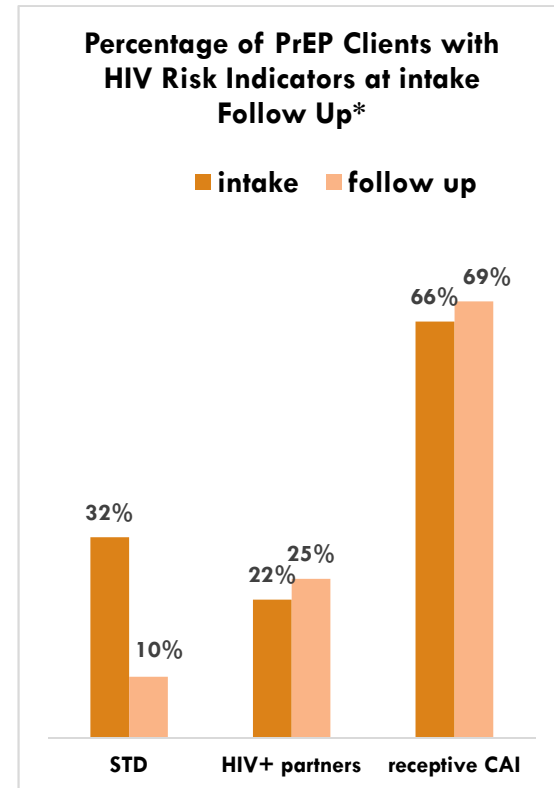
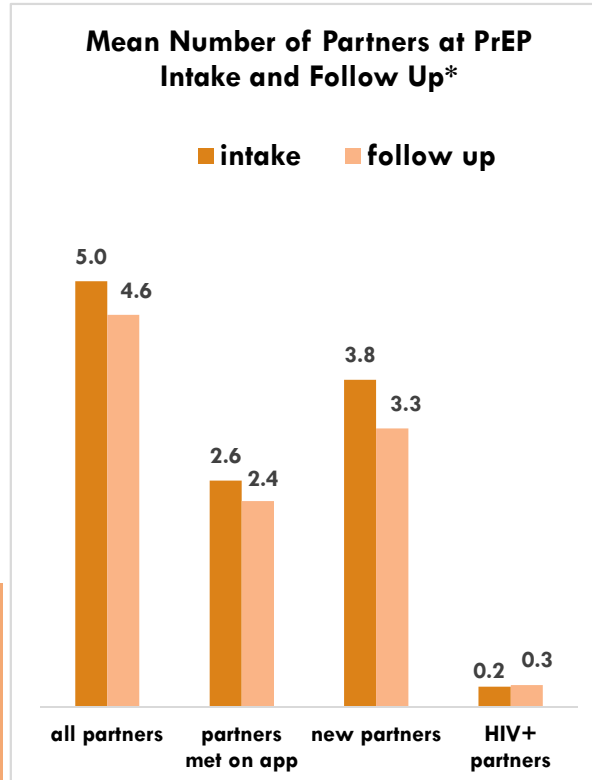
Biomedical Prevention Enrollment and Follow Up Latino MSM Centers of Excellence September 29, 2016 - September 29, 2018



97%
of Latino MSM
screened were enrolled
in biomedical
prevention services



50% of Latino MSM on PrEP were retained for ≥ 3 months at a COE.

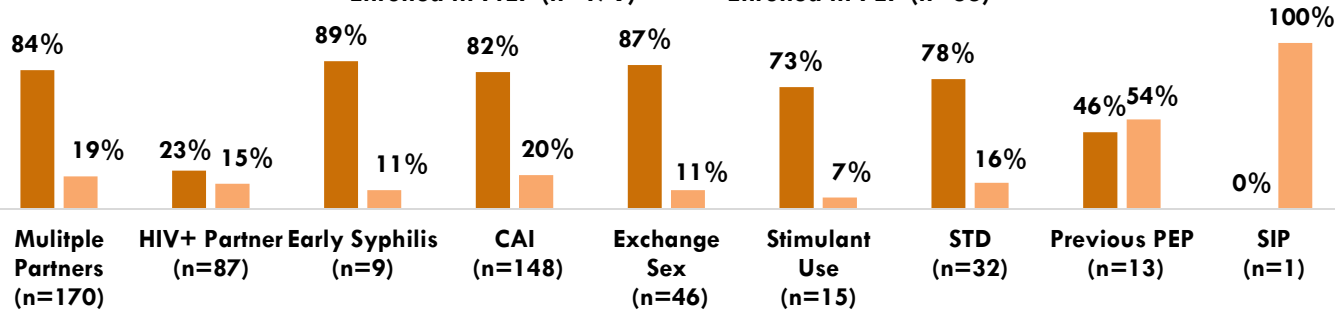


*Restricted to 631 PrEP clients followed for ≥ 3 months

Biomedical Prevention Enrollment and Follow Up Transgender Persons Centers of Excellence September 29, 2016 - September 29, 2018

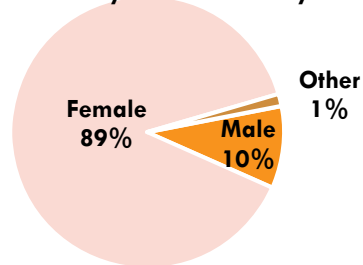
**Percentage of Clients Enrolled in
Biomedical Prevention Services by Indicator**

■ Enrolled in PrEP (n=179) ■ Enrolled in PEP (n=36)



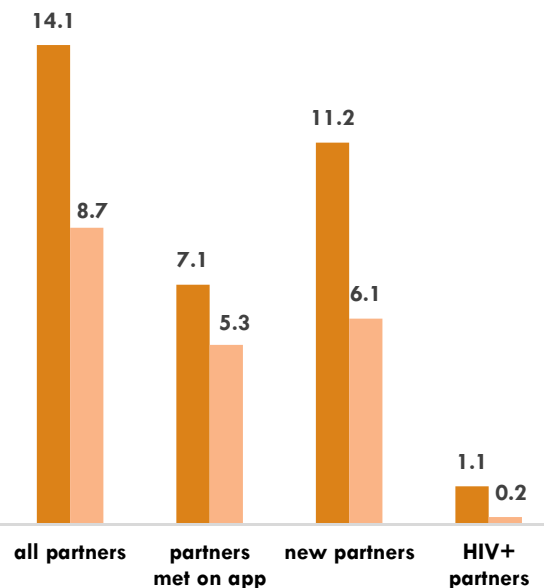
97%
of transgender clients
screened were enrolled
in biomedical
prevention services

**Clients Enrolled in Biomedical Prevention
Services by Gender Identity**



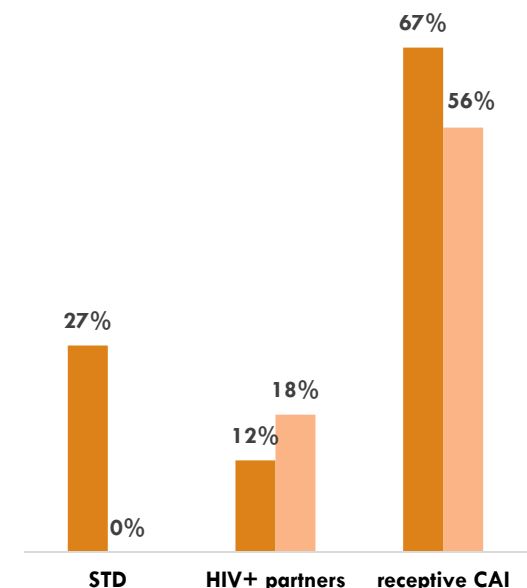
**Mean Number of Partners at PrEP
Intake and Follow Up***

■ intake ■ last follow up

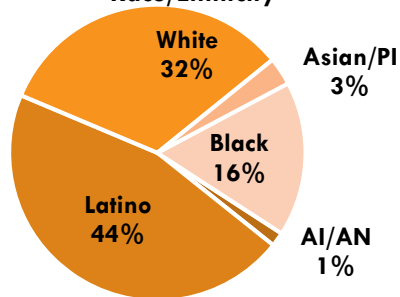


**Percentage of PrEP Clients with
HIV Risk Indicators at intake
Follow Up***

■ intake ■ follow up



**Clients Enrolled in Biomedical Prevention
by Race/Ethnicity**

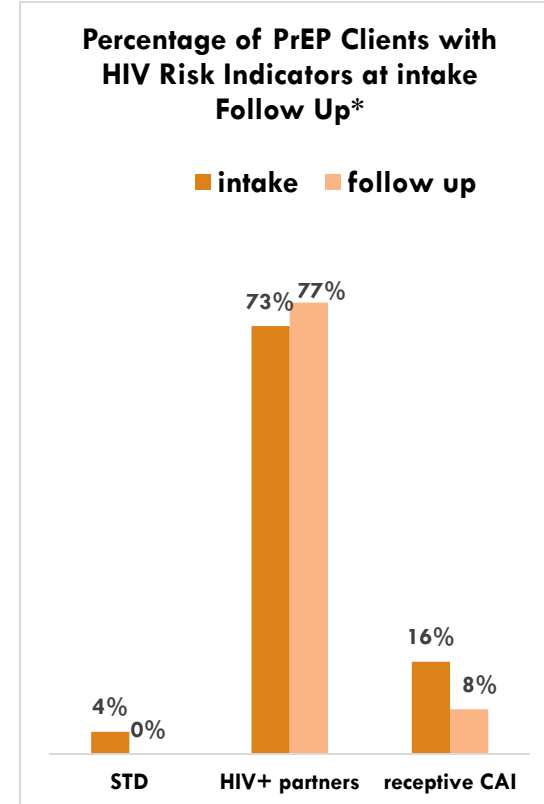
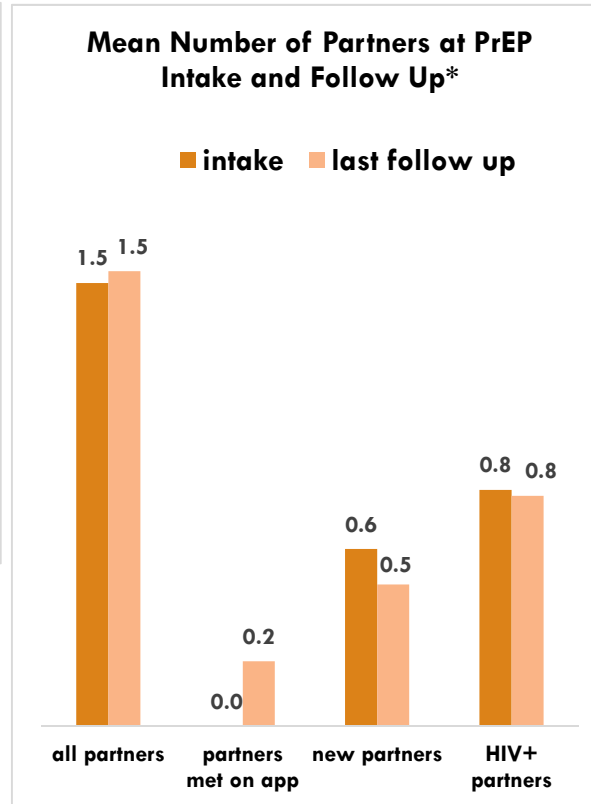
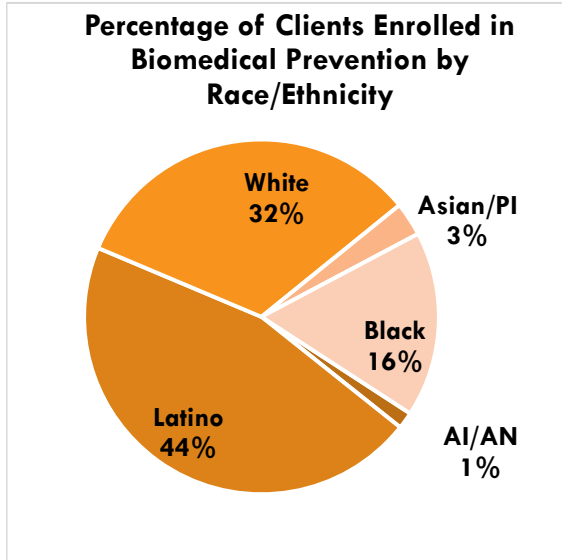
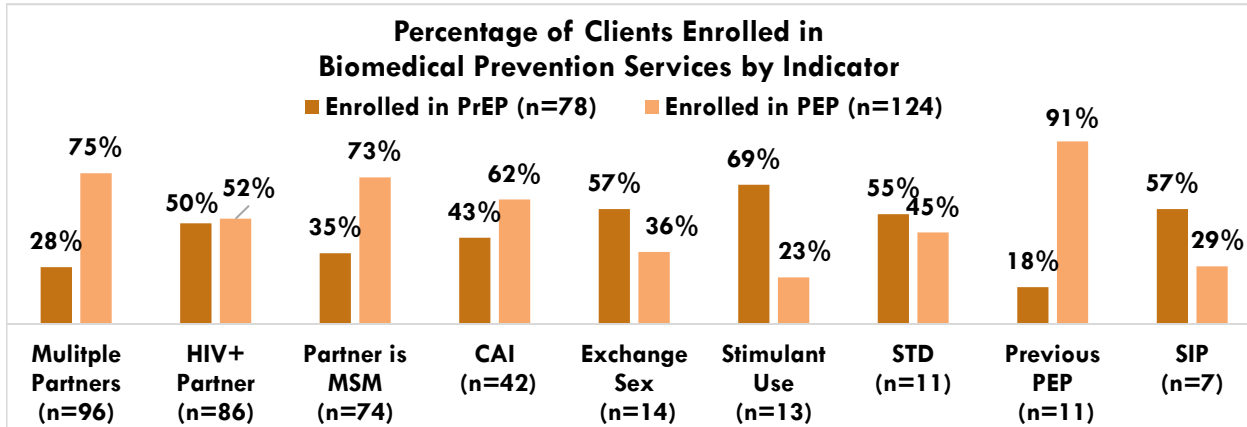


37% of transgender clients on PrEP
were retained for ≥ 3 months at a COE.

*Resitricted to 66 PrEP clients followed for ≥ 3 months

Biomedical Prevention Enrollment and Follow Up Cis Gender Women Centers of Excellence September 29, 2016 - September 29, 2018

97%
of cis gender women
screened were
enrolled in biomedical
prevention services



33% of cis gender women on PrEP were retained for ≥ 3 months at a COE.

*Restricted to 26 PrEP clients followed for ≥ 3 months