



Influenza Watch

Los Angeles County

<http://lapublichealth.org/acd/flu.htm>

| SURVEILLANCE SYSTEM* | Week 8 | To Date |
|---|--------|---------|
| Positive Influenza Tests± | 1 | 87 |
| Positive RSV Tests± | 9 | 128 |
| Severe Pediatric Influenza Cases | 1 (0)† | 20 (0)† |
| Influenza Vaccines Distributed by Public Health | -- | 111,325 |

*See <http://lapublichealth.org/acd/flu.htm> for a description of surveillance methods.

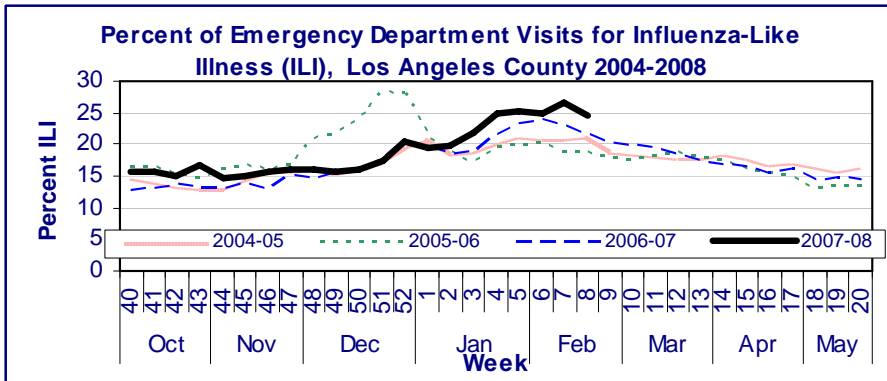
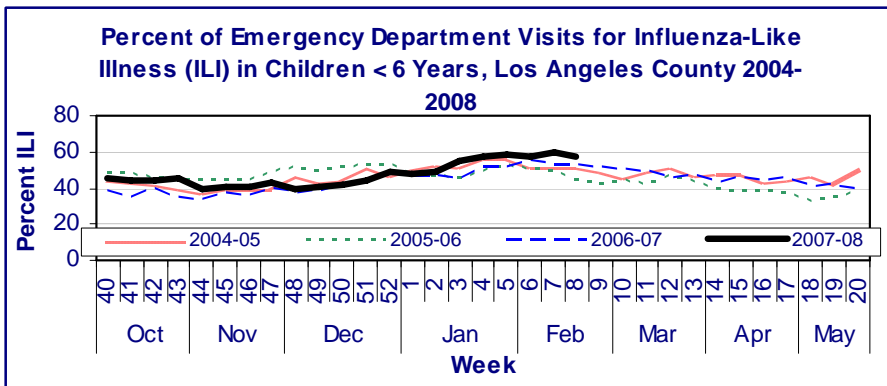
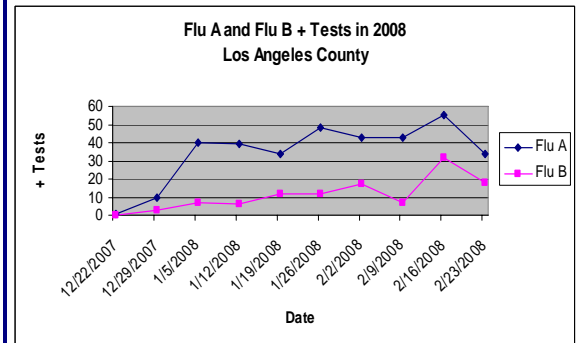
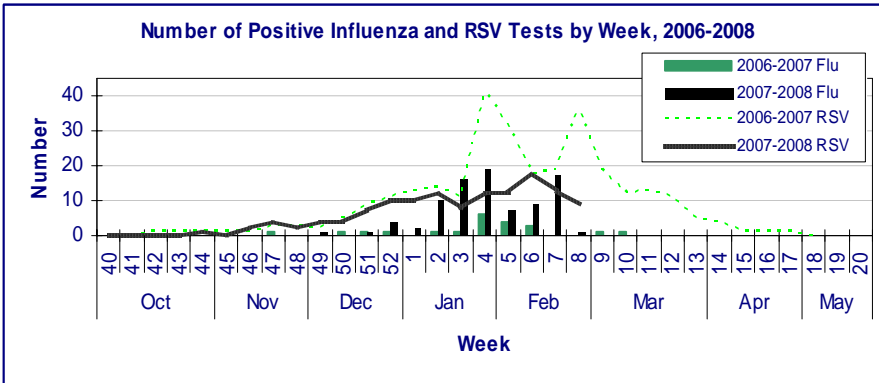
†The number of deaths is indicated by the parenthesis. Includes a case from week 2

±Sentinel sites (5-7 participating facilities).

Important Information

•ILI activity continues to be high but is leveling off in Los Angeles County.

•Influenza B activity is almost as high as influenza A.



In the News

- 22 children have died in the US due to influenza this season (<http://www.cdc.gov/flu/weekly/>)
- Experts are still recommending vaccination, even late in the season
- Vaccines are still available

Influenza Activity: CA & USA

California: During week 7 (2/17/08-2/23/08), influenza activity in California was **widespread**. ILI admissions and prescriptions for antivirals increased in Northern and Southern California. For more information see the CA influenza report: www.dhs.ca.gov/ps/dcdc/VRDL/html/FLU/Fluintro.htm

United States: The level of influenza activity increased throughout the US during week 7 (2/17/08-2/23/08). 49 states reported **widespread** influenza.

For more information see the US influenza report: <http://www.cdc.gov/flu/weekly/fluactivity.htm>